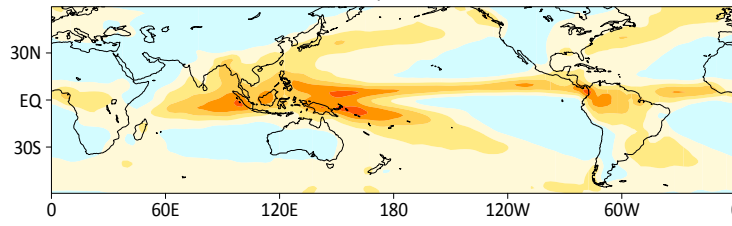


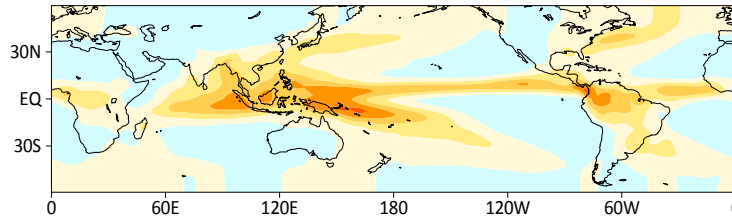
Annual Mean Precipitation (1998-2007)

a) OBS: GPM



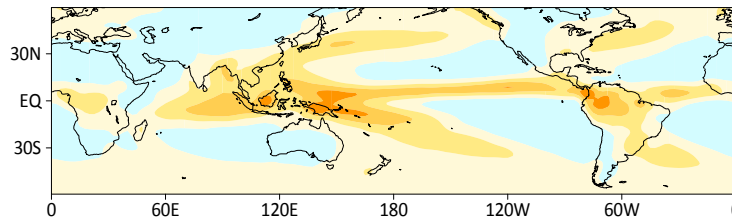
b) OBS: TRMM

p-corr 0.975 with GPM



c) OBS: GPCP

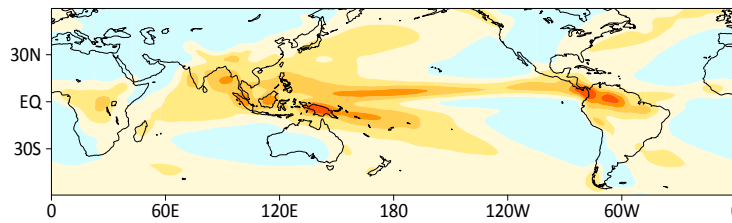
p-corr 0.973 with GPM



d) CAM6 control experiment

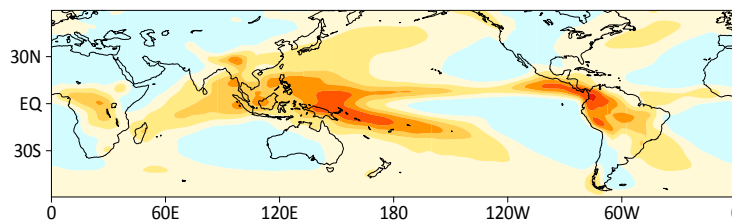
0.911, 0.902, 0.903

p-corr (GPM, TRMM, GPCP)



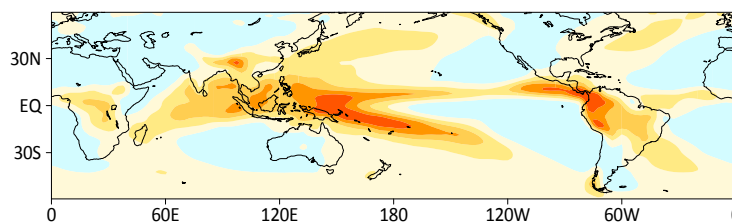
e) 2.5E-4fixent\_nozm

0.899, 0.890, 0.875



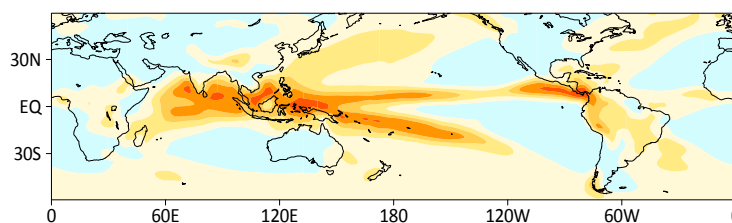
f) 2.E-4fixent\_nozm

0.911, 0.899, 0.883



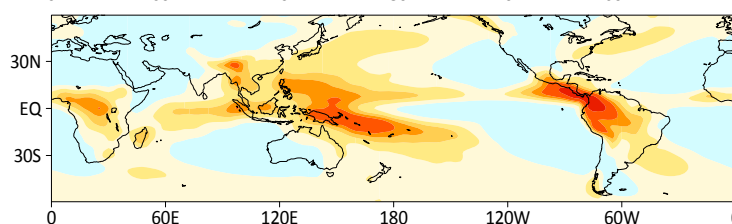
g) 1E-4fixent\_nozm

0.857, 0.839, 0.813



h) ent0ovztop\_nozm

0.828, 0.825, 0.814



i) ent0ov2ztop\_nozm

0.875, 0.870, 0.857

