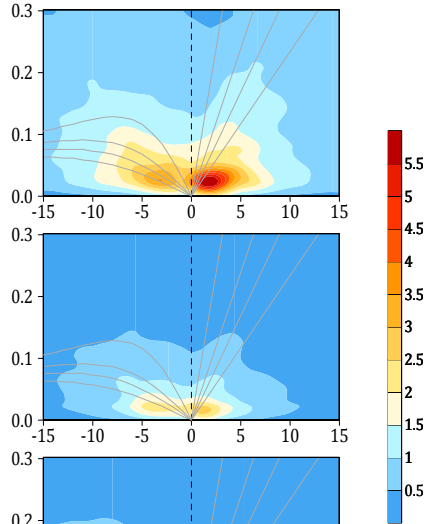
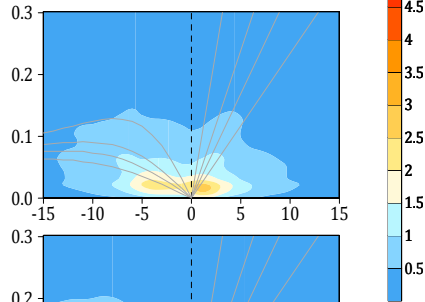


Precip Wavenumber-frequency Spectra  
(15S-15N; symmetric)


a) GPM



b) CAM6 Control



c) 2.E-4 MF.as



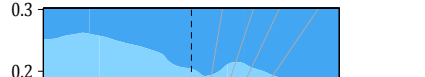
d) 2.E-4 MF



f) ent0/2/ztop MF.as



g) ent0/2/ztop MF



Precip Hovmoller Diagram by Regression  
(Winter, Nov-Apr; 10S-10N; mm/day)

