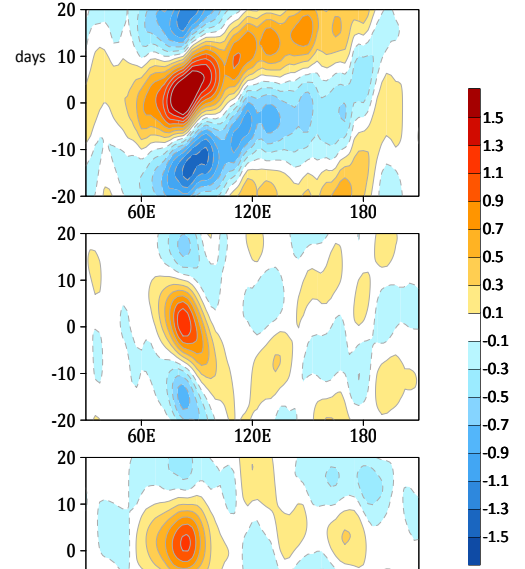
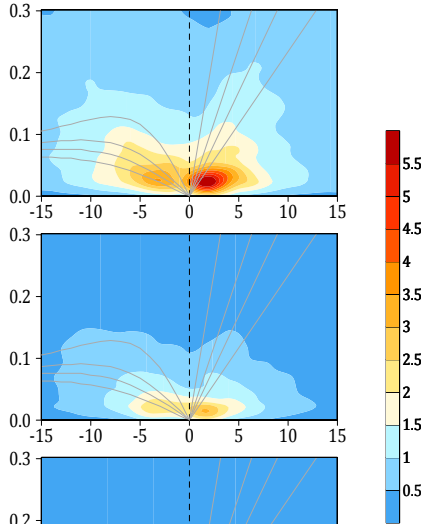


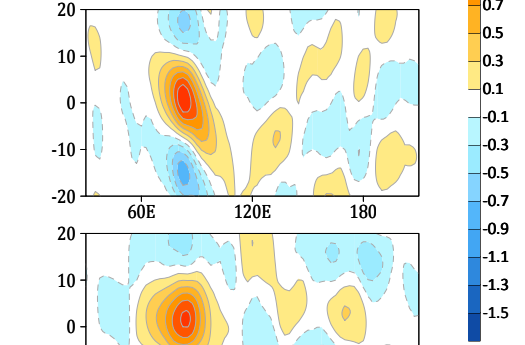
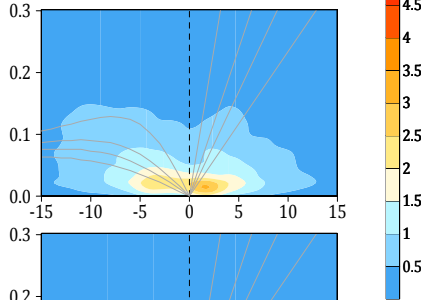
Precip Wavenumber-frequency Spectra
(15S-15N; symmetric)

Precip Hovmoller Diagram by Regression
(Winter, Nov-Apr; 10S-10N; mm/day)

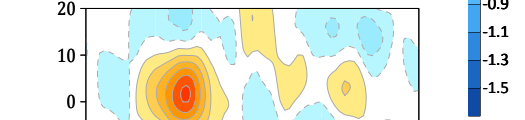
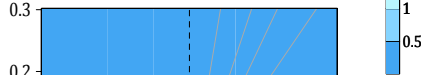
a) GPM



b) L32_cam6_3_035



c) L48_cam6_3_035



d) L48_BL10_cam6_3_035
zm2

f) L48_BL10_cam6_3_035
zm2_clubb-exp2

g) L48_BL10_cam6_3_035
zm2_tau7200

g) L48_BL10_cam6_3_019
CESM2.2.001_zm2

g) L48_BL10_cam6_3_019
CESM2.2.001_zm2_zmconv_ke_2x

